


6 Ways DMX Signal Splitter

- Two DMX512 signal input, repeat 2 x 3 DMX512 signal output, each allowing for 32 DMX devices to be connected.
- Dedicated to amplify, distribute and insulate the signal that comes from the lighting system equipment when it is connected to the bus of DMX512(or RS-485).
- Photo-electricity insulation between input and output terminals, output terminals among channels.
- Input isolated from outputs to 500VAC, 1000VDC.
- Outputs are isolated from each other to 500VAC, 1000VDC.
- Input and outputs are ture RS-485 rated, and no microprocessors are used for maximum reliability.
- 9 LEDs indicate power in, DMX in and DMX output status.

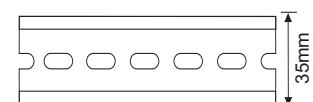
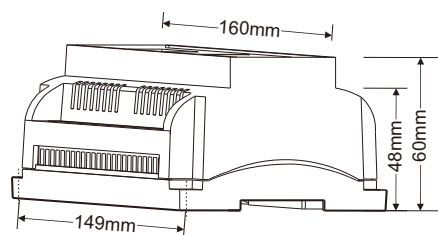
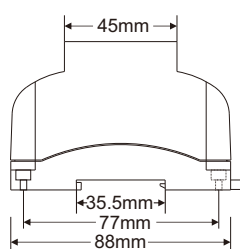
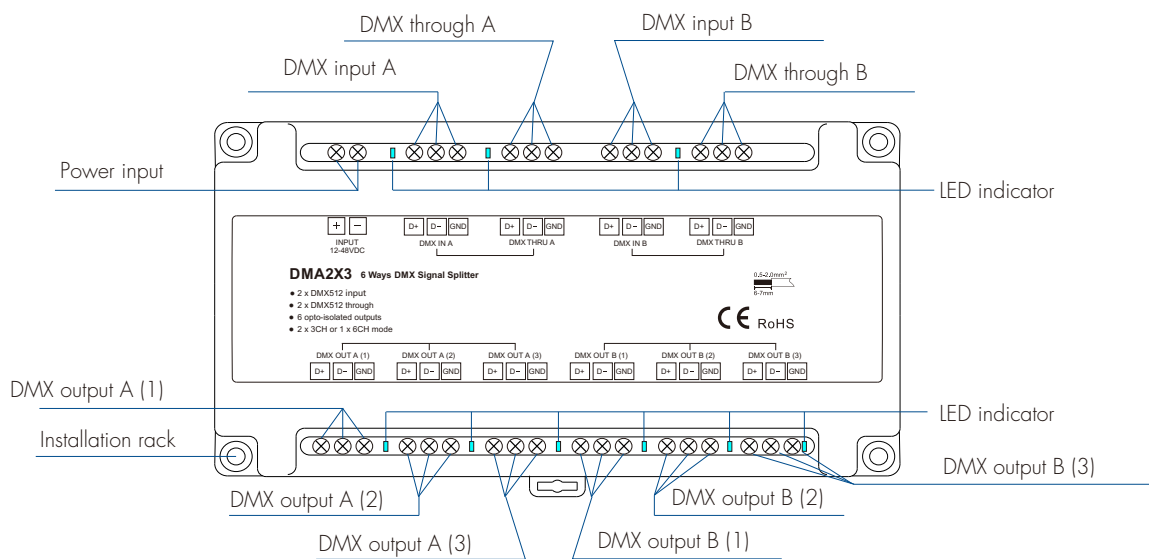


CE RoHS emc LVD

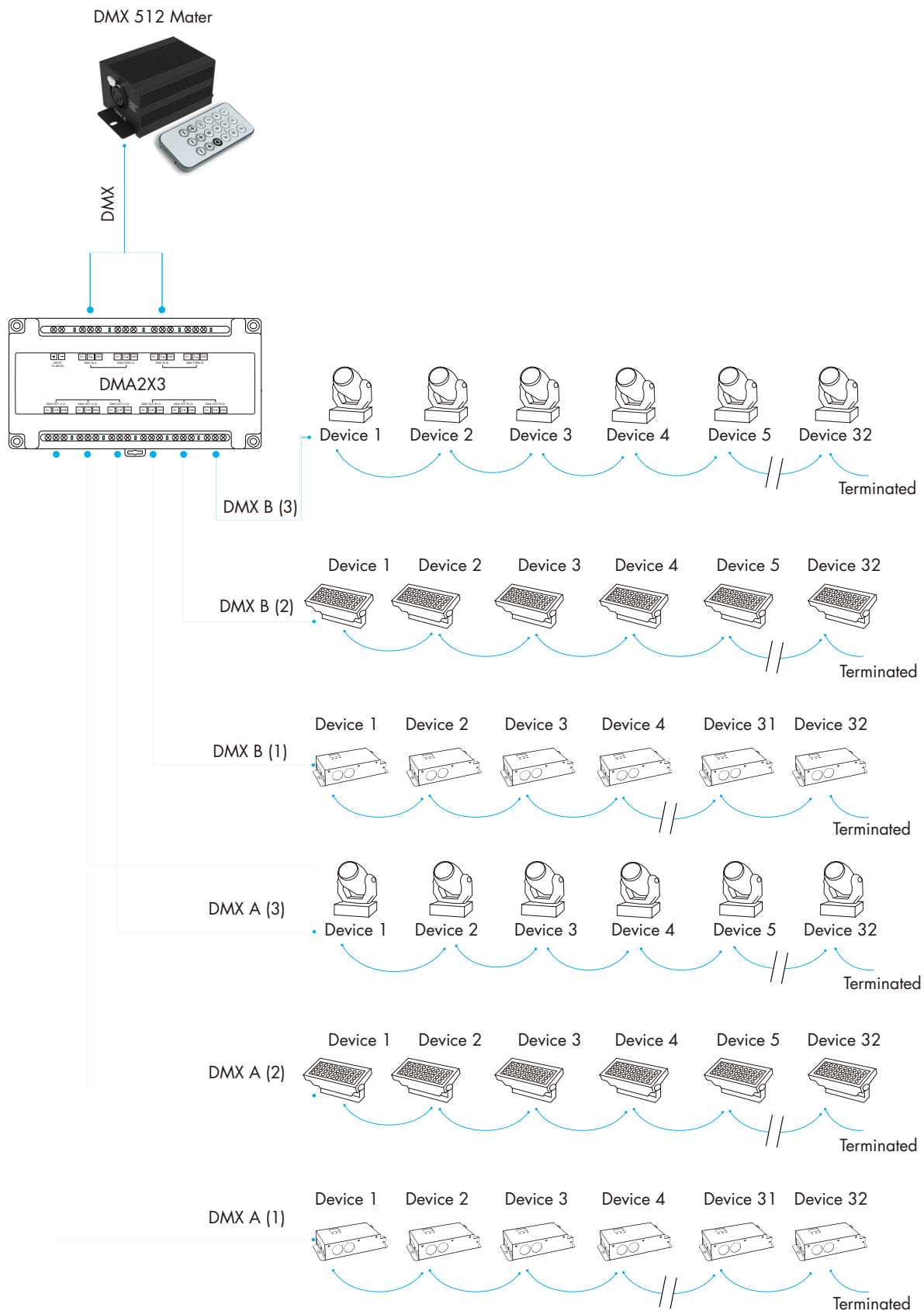
Technical Parameters

Input and Output		Environment		Safety and EMC	
Input voltage	12-48VDC	Operation temperature	Ta: -30°C ~ +55°C	EN IEC 55015:2019+A11:2020	
Input current	0.15A Max	Case temperature (Max.)	Tc: +85 °C	EMC standard (EMC)	EN 61547:2009
Input signal	DMX512 x 2	IP rating	IP20	EN IEC 61000-3-2:2019+A11:2021	
Output signal	DMX512 x 6	Package		EN 61000-3-3:2013+A11:2019	
Warranty and Protection		Size	L165 x W98 x H72mm	Safety standard(LVD)	EN 61347-1:2015+A1:2021
Warranty	5 years	Gross weight	0.271kg	EN 61347-2-13:2014+A1:2017	
Protection	Reverse Polarity			Certification	CE,EMC,LVD

Mechanical Structures and Installations



DIN Rail Mounting Size:
TS-35/7.5 or TS-35/15



Note:

1. A passive loop-through connection allows onward connection to other DMX512 devices.
If this feature is not required then the signal must be terminated.
2. Each output is capable of driving 32 additional DMX512 devices.
It is not necessary to terminate any outputs that are not connected.
However, a terminator must be connected to the final DMX512 device.
3. Connect 0.25W 90-120Ω terminal resistor for termination.